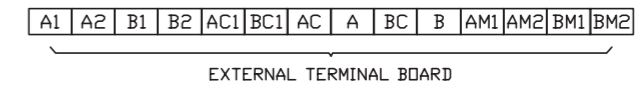


- ① 수동핸들
- ② N, R 위치표시기
- ③ 작동 터미널 블록 & 단자타입
- ④ -N 파워소스 터미널
-R 파워소스 터미널
-로딩 터미널

ATS-B Type 사양

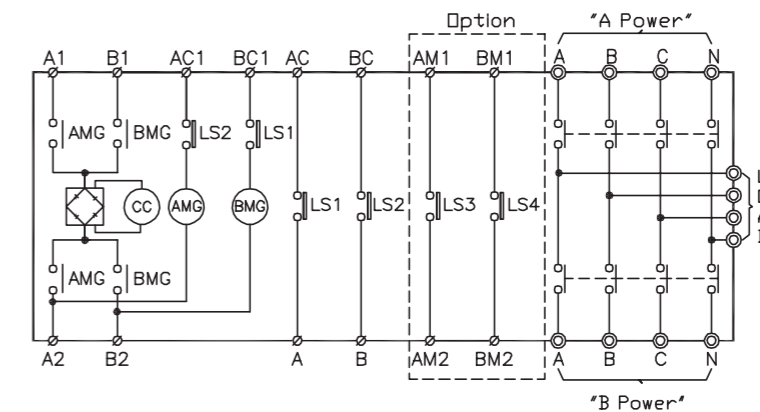
ATS-B Type		04 B	06 B	08 B	10 B	12 B	16 B	20 B	25 B	32 B	40 B		
정격전류 (A)		400	600	800	1000	1200	1600	2000	2500	3200	4000		
정격전압 (V)		600											
극수 (P)		3/4											
개극시간		0.09sec.											
절체시간		0.10sec.											
중량 Max. Weight(kg)	Fixed	39/47		42/50		47/55		62/70		70/78		110/160	
	Drawout	62/70		65/73		70/78		77/85		92/110		180/220	
돌입전류	AC110V	27A				35A				80A			
	AC220V	16A				28A				60A			
	DC110V	27A				35A				80A			
단시간전류	Peak(kA)	75	75	81	81	85	85	105	105	105	127		
	rms (kA) / sec.	32	32	37	37	40	40	50	50	50	65		
성능	Mechanical life	10000 times						7500 times					
	치수 Dimensions W * H * D (mm)	Fixed	3P	445x435x396				445x460x396		445x460x401		565x460x401	
4P			560x435x396				560x460x396		560x460x401		720x460x401		

AC POWER

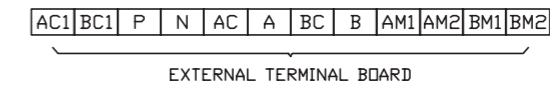


Code Description

A1, A2	A-Power Terminal	AC1	A-Power Closing Terminal
B1, B2	B-Power Terminal	BC1	B-Power Closing Terminal
AC, A	A-Power Aux Switch	BC, B	B-Power Aux Switch
AM1, AM2	A-Power Aux Switch(OPTION)	BM1, BM2	B-Power Aux Switch(OPTION)
CC	Closing coil	AMG	A-Power Magnet
LS	Limit Switch	BMG	B-Power Magnet



DC POWER



Code Description

AC1	A-Power Closing Terminal	BC1	B-Power Closing Terminal
P	Positive Power	N	Negative power
AC, A	A-Power Aux Switch	BC, B	B-Power Aux Switch
AM1, AM2	A-Power Aux Switch(OPTION)	BM1, BM2	B-Power Aux Switch(OPTION)
CC	Closing coil	MG	Magnet
LS	Limit Switch		

